



Butler County General Health District's 113th COVID-19 Update (04/23/2022)

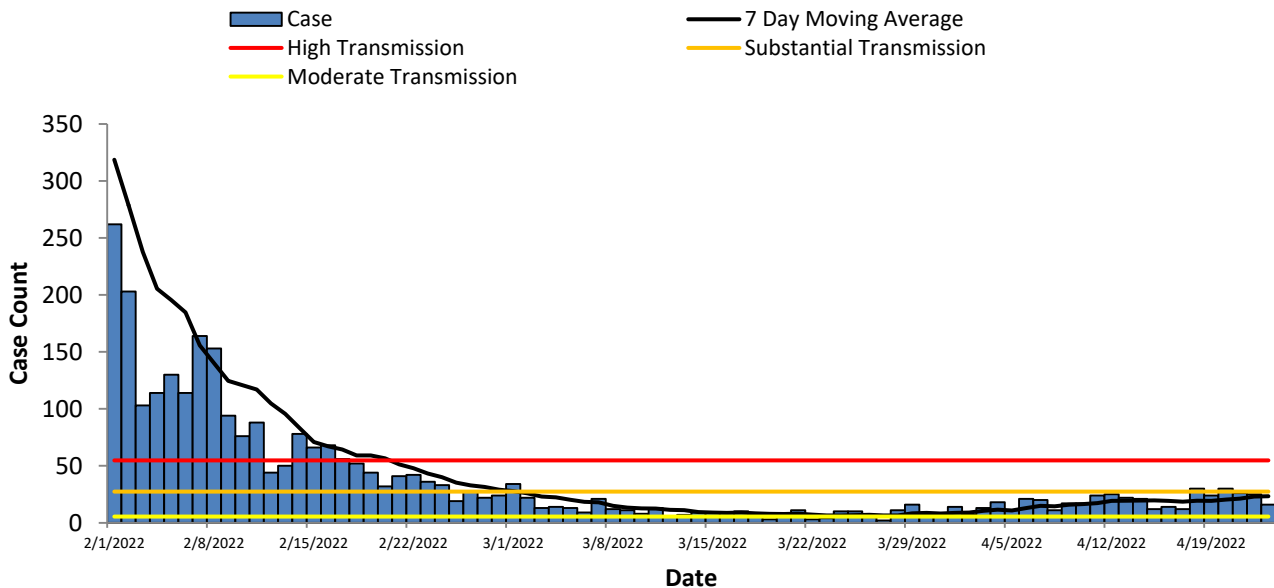
Confirmed and Probable COVID-19 Cases Reported to Butler County* Butler County Residents, 2020-22

Total # of Cases (04/23):	94,210*
ODH verified Deaths (04/23):	1,146**
Hospitalizations (04/23):	3,218
First Case Reported:	3/11/2020
Last Case Reported (so far):	04/23/2022
Confirmed Cases:	71,279
Probable Cases:	22,931
Age Range:	<1-103
Median Age:	36
Mean Age:	38.1
Incidence (thru 04/23):	24,589.3 per 100,000
Prevalence (thru 04/23):	24.6% of BC population
7-Day Positivity Rate (04/28):	5.7%# of tests performed in BC

Table 1: CDC Indicators		
Indicator	Butler County New Cases over 7 days	Status Level According to CDC
Community Level	-	Low
Positivity Rate	5.7% of tests performed in Butler County	Moderate Positivity (5.0-7.99% of tests)
Incidence per 100,000 population	41.76 per 100,000	Moderate Spread (10.0-49.99 per 100,000)

The Butler County General Health District will continue to monitor transmission levels based on previous CDC indicators; however, generalized guidance will now be based on the CDC's Community Level indicators. Cases continue to increase on a weekly basis. Transmission rose approximately 20% resuming the trend seen two weeks ago of rapidly increasing case counts.

Figure 1. Cases by Date of Event Since February 1, 2022

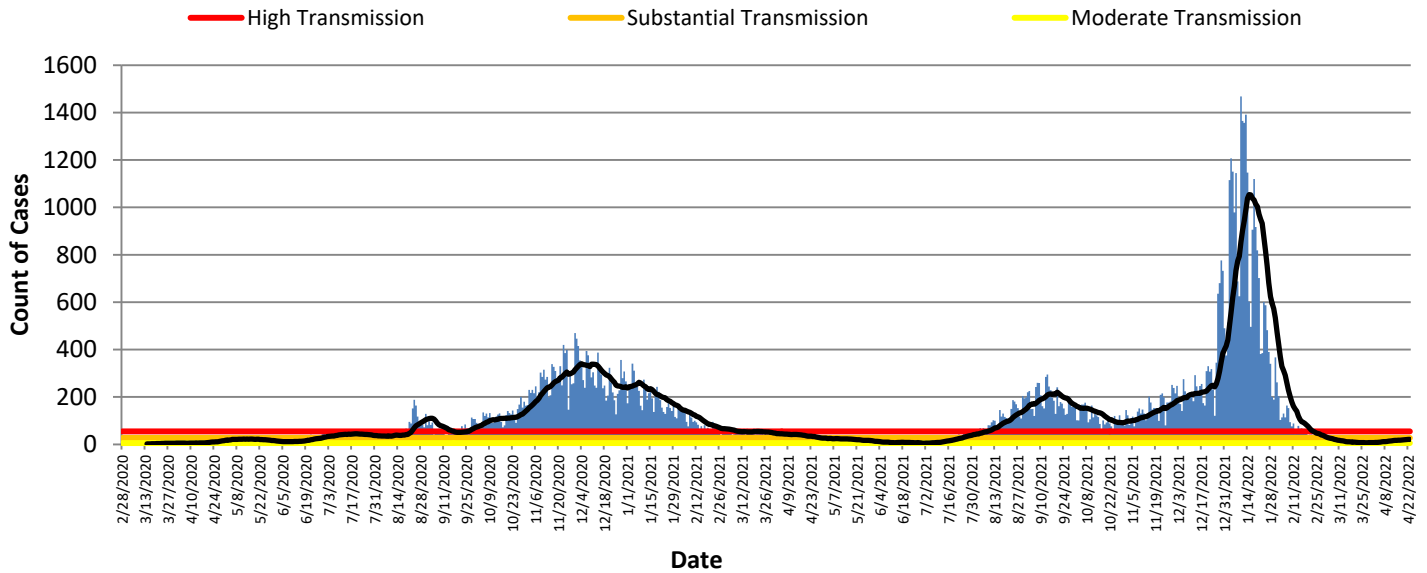


All figures show reported cases of COVID-19 in Butler County as of 0800 EDT 04/28/2022. Due to delays in reporting, the numbers of confirmed and probable cases on all figures are subject to change between reports and confirmed and probable case counts are likely to increase. *This should not be assumed to be the total disease burden of COVID-19 in Butler County only those that have been laboratory confirmed OR meet ODH probable case criteria AND reported to Public Health.

**Deaths are now reconciled to the Ohio Department of Health's available data to avoid discrepancies between the state and local numbers. ODH's protocol has changed to avoid reconciliation errors and now only includes those deaths that have been reconciled with Vital statistics and may not match what has been reported to the CDC which are provisional numbers. This is a lagging indicator and will be multiple weeks behind.

#Gathered from CDC's Data Tracker of Butler County 04/28/2022 0800 EDT accessible at <https://covid.cdc.gov/covid-data-tracker/#county-view>

Figure 2. Reported Cases of COVID-19 by Date of Event 2020-2022*



ZIP Code	Number of Cases	New Cases (04/17-04/23)	Change in cases from previous 7 days (04/10-04/16)	Transmission	% of Cases
45011	17294	22	-21.4%	Moderate	18.4%
45044	13416	21	5.0%	Moderate	14.2%
45013	12576	14	40.0%	Moderate	13.3%
45069	12600	35	29.6%	Substantial	13.4%
45014	11179	14	16.7%	Moderate	11.9%
45056	6129	21	200.0%	Substantial	6.5%
45042	6290	13	-13.3%	Moderate	6.7%
45067	3881	8	33.3%	Substantial	4.1%
45050	2715	4	100.0%	Moderate	2.9%
45015	2693	0	-100.0%	No Transmission	2.9%
45241	1417	6	50.0%		1.5%
45053	686	1	-	Moderate	0.7%
45005	595	3	-		0.6%
45064	371	0	-		0.4%
45246	172	0	-		0.2%
45062	144	0	-		0.2%
Cases lacking zip code information or from zip codes with too few cases	2,052	1	-		2.2%
Butler County (inclusive)	94,210	163	28 (20.74%)	Moderate	100%

Zip-codes that have transmissions not rated have most of their populations outside of Butler County. Zip-codes with too few cases have been removed for privacy concerns.

New Cases are determined by "Date of Event" which is when the case was ill/tEDT was collected. CDC determines new cases by "Date of Report".

Table 2 shows the zip-code level data that is new for this week. No zip codes are in high transmission this week.

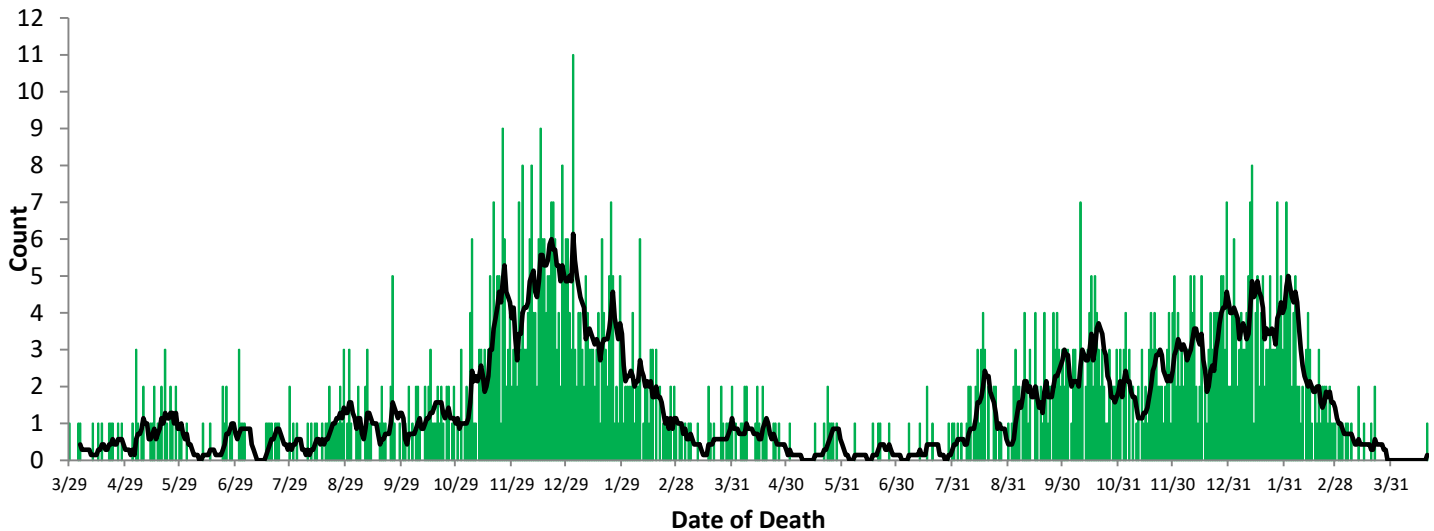
All figures show reported cases of COVID-19 in Butler County as of 0800 EDT 04/28/2022. Due to delays in reporting, the numbers of confirmed and probable cases on all figures are subject to change between reports and confirmed and probable case counts are likely to increase. *This should not be assumed to be the total disease burden of COVID-19 in Butler County only those that have been laboratory confirmed OR meet ODH probable case criteria AND reported to Public Health.

*Data is provisional – only confirmed or probable COVID-19 cases are included in counts. Report reflects time period since the introduction of SARS-CoV-2 into humans, measured in days. Data accessed from the Ohio Disease Reporting System (ODRS) on 04/28/2022 at 0800 EDT.

**Deaths are now reconciled to the Ohio Department of Health's available data to avoid discrepancies between the state and local numbers. ODH's protocol has changed to avoid reconciliation errors and now only includes those deaths that have been reconciled with Vital statistics and may not match what has been reported to the CDC which are provisional numbers. This is a lagging indicator and will be multiple weeks behind.

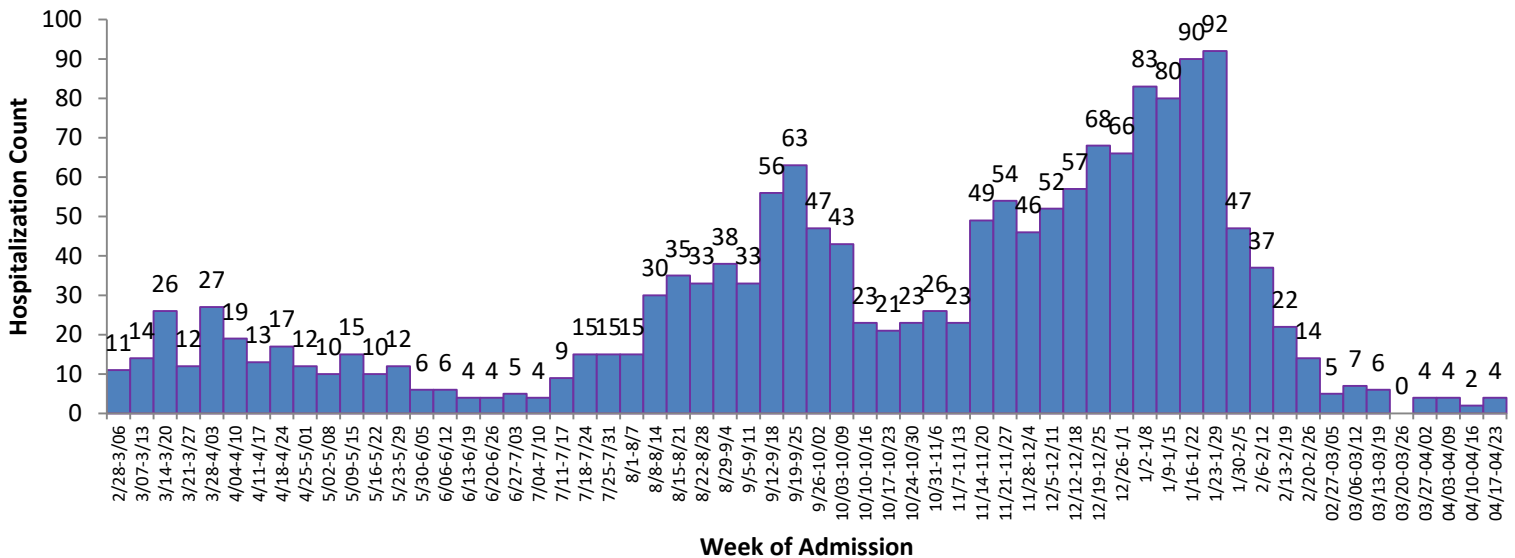
#Gathered from CDC's Data Tracker of Butler County 04/28/2022 0800 EDT accessible at <https://covid.cdc.gov/covid-data-tracker/#county-view>

Figure 3. Confirmed COVID-19 Deaths by date of death, 2020-22**



Figures 3 and 4 show severe case outcomes. These are both lagging indicators since it typically takes time for a case to succumb to COVID and well over a month for a COVID-19 death to be verified. Deaths will take about 4-6 weeks to begin to register for last week. Hospitalizations are currently declining, and death reports from the omicron surge are still coming in, but it appears to be tapering off.

Figure 4. COVID-19 Hospitalizations of Butler County Residents by Week since the first week of March 2021



All figures show reported cases of COVID-19 in Butler County as of 0800 EDT 04/28/2022. Due to delays in reporting, the numbers of confirmed and probable cases on all figures are subject to change between reports and confirmed and probable case counts are likely to increase. *This should not be assumed to be the total disease burden of COVID-19 in Butler County only those that have been laboratory confirmed OR meet ODH probable case criteria AND reported to Public Health.

**Data is provisional – only confirmed or probable COVID-19 cases are included in counts. Report reflects time period since the introduction of SARS-CoV-2 into humans, measured in days. Data accessed from the Ohio Disease Reporting System (ODRS) on 04/28/2022 at 0800 EDT.

**Deaths are now reconciled to the Ohio Department of Health's available data to avoid discrepancies between the state and local numbers. ODH's protocol has changed to avoid reconciliation errors and now only includes those deaths that have been reconciled with Vital statistics and may not match what has been reported to the CDC which are provisional numbers. This is a lagging indicator and will be multiple weeks behind.

#Gathered from CDC's Data Tracker of Butler County 04/28/2022 0800 EDT accessible at <https://covid.cdc.gov/covid-data-tracker/#county-view>